

# Coherent is a Hammer Contorting the Datacenter into a Nail

Workshop Mo1C2

IMDD and Coherent in Short Reach Systems

13 September 2021

Chris Cole, II-VI Incorporated



# Outline

## ➤ **Transport**

- Chromatic Dispersion
- Polarization Mode Dispersion
- Insertion Loss
- Spectral Efficiency
- Datacenter
  - Chromatic Dispersion
  - Polarization Mode Dispersion
  - Insertion Loss
  - Spectral Efficiency
- Summary
- Appendix: IMDD vs Coherent SNR

# Transport Chromatic Dispersion (CD)

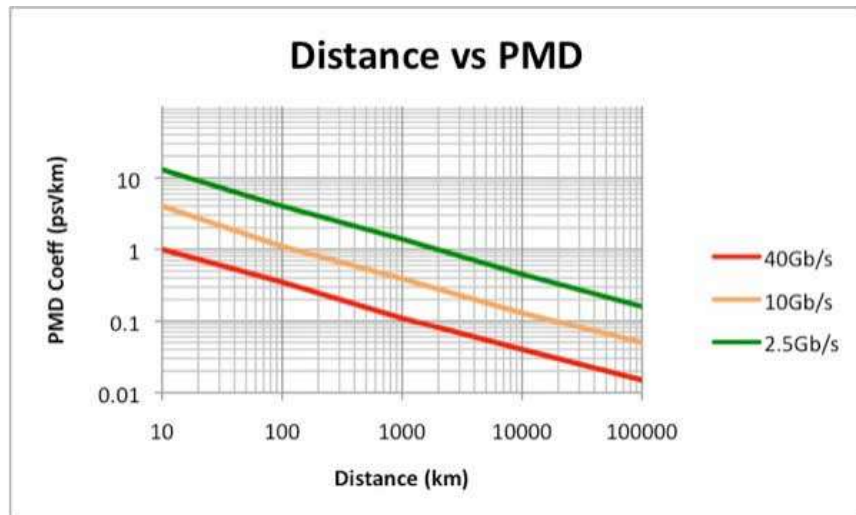
## G.652 SMF DWDM Transport C-band CD Specs

- nom: 17ps/nm-km
- max: 20ps/nm-km
- CD penalty is huge and different for each link reach
- IMDD DCF EQ: each link requires unique length (bulky, operationally expensive)
- Coherent DSP EQ: adapts to all links

# Transport Polarization Mode Dispersion (PMD)

## G.652 SMF DWDM Transport C-band $\text{PMD}_Q$ Specs

- A&C nom:  $0.5\text{ps}/\sqrt{\text{km}}$
- B&D nom:  $0.2\text{ps}/\sqrt{\text{km}}$
- DGD is significant over long reaches
- Coherent DSP EQ: tracks polarization



# Transport Insertion Loss (IL)

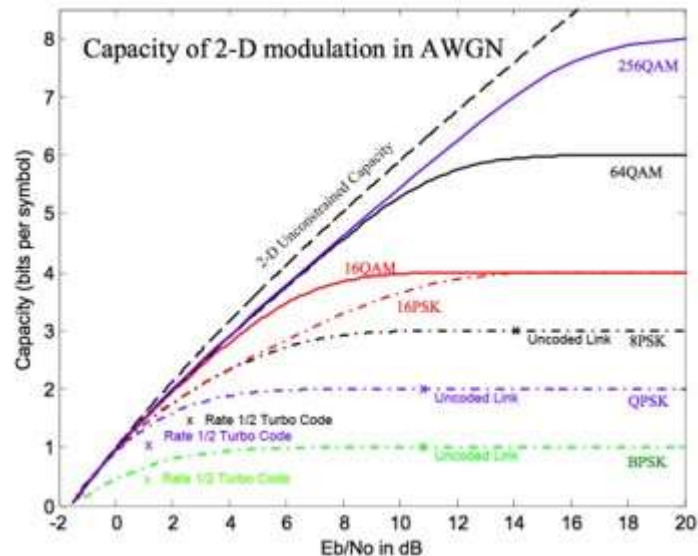
## G.652 SMF DWDM Transport C-band IL Specs

- nom: 0.20dB/km
- max: 0.28dB/km
- link SNR IF only determined by IL
  - Coherent SNR  $\approx 2 \times$  IMDD SNR, in dB
  - $\rightarrow$  Coherent reach  $\approx 2 \times$  IMDD reach
  - $\rightarrow \frac{1}{2} \times$  optical amplifier cost

# Transport Spectral Efficiency (SE)

## G.652 SMF DWDM Transport C-band BW Specs

- G.694.1 channel bandwidth (BW): 25, 50, 100GHz
- BW limits imposed by End Users to only use deployed SMF
- NRZ IMDD: 1 bit/Hz
- Coherent: 2 – 8 bits/Hz



# Outline

- Transport
  - Chromatic Dispersion
  - Polarization Mode Dispersion
  - Insertion Loss
  - Spectral Efficiency
- **Datacenter**
  - Chromatic Dispersion
  - Polarization Mode Dispersion
  - Insertion Loss
  - Spectral Efficiency
- Summary
- Appendix: IMDD vs Coherent SNR

# Datacenter Chromatic Dispersion (CD)

- G.652 1km SMF CWDM4 CD O-band Specs
- min: -6ps/nm
- nom min: -4ps/nm
- nom max: 4ps/nm
- max: 5ps/nm
- CD penalty is typically under a dB; TX dominates TDP
- Coherent proposals optimized for intra-datacenter applications drastically reduce, or eliminate CD EQ entirely like in an analog RX



# Datacenter Polarization Mode Dispersion (PMD)

## G.652 1km SMF CWDM4 O-band $\text{PMD}_Q$ Specs

- A&C nom: 0.5ps
- B&D nom: 0.2ps
- DGD penalty is a fraction of a dB
- Regardless, Coherent RX must track polarization

# Datacenter Insertion Loss (IL)

## G.652 1km SMF CWDM4 O-band Spec Limits


- nom: 0.35dB
- max: 0.47dB
- SMF IL is minor portion of link budgets
- Connectors and other passives dominate
- Typical IL link budget: 4dB
- For IL < ~10dB, IMDD is more power efficient than Coherent (see Appendix)

# Datacenter Insertion Loss (IL) 2

- What if End Users want high IL links, for example w/ 7dB IL optical switches?
- For IL > ~10dB, Coherent is more power efficient than IMDD (see Appendix)
- IMDD can increase link budget through amplification:
  - SOA
  - PDFA
- Example: Thor Labs 10dB Gain PDFA concept



1RU 32-Channel 10dB Gain PDFA



32 pump lasers (w /TEC)

# Datacenter Spectral Efficiency (SE)

## G.652 1km SMF BW O-band Specs

- Low CD penalty span BW: ~10THz
- SMF SE is not important
- Consequence of low IL & SE links is that IMDD is lower cost than Coherent

Metric	Low SE IMDD	High SE Coherent
Laser cost	low	high
TX & RX component loss	low	high
Assembly/packaging cost	low	medium
Testing	simple	complex

# Datacenter Spectral Efficiency (SE) 2

- What if End Users impose a  $4\lambda$  limit because they prefer CWDM4?
- Ex.: 1.6 & 3.2 Tb/s transceivers  $4\lambda$  w/ 4-level modulation symbol rate

<b><math>4\lambda</math> Transceiver</b>	<b>modulation format</b>	<b>data rate</b>		<b>unit</b>
		<b>1.6Tb/s</b>	<b>3.2Tb/s</b>	
IMDD	PAM4	200	400	GBaud
Coherent	QAM16	50	100	GBaud

- CWDM4 IMDD is not practical in the time frame of interest

# Outline

- Transport
  - Chromatic Dispersion
  - Polarization Mode Dispersion
  - Insertion Loss
  - Spectral Efficiency
- Datacenter
  - Chromatic Dispersion
  - Polarization Mode Dispersion
  - Insertion Loss
  - Spectral Efficiency

## ➤ **Summary**

- Appendix: IMDD vs Coherent SNR

# IMDD vs Coherent in the Datacenter

- Transport Coherent performance advantages do not matter in the Datacenter
- For typical Datacenter links, cost and power of IMDD are lower than of Coherent
- Exception 1: high IL links
  - Ex.: w/ optical switches
  - requires detailed cost and power analysis of amplified IMDD vs Coherent specific implementations (beyond the scope of this presentation)
- Exception 2: high SE imposed by End Users
  - Ex.: CWDM4
  - Impractically high IMDD Baud Rate for  $\geq 1.6T$   $4\lambda$  transceivers in the time frame of interest

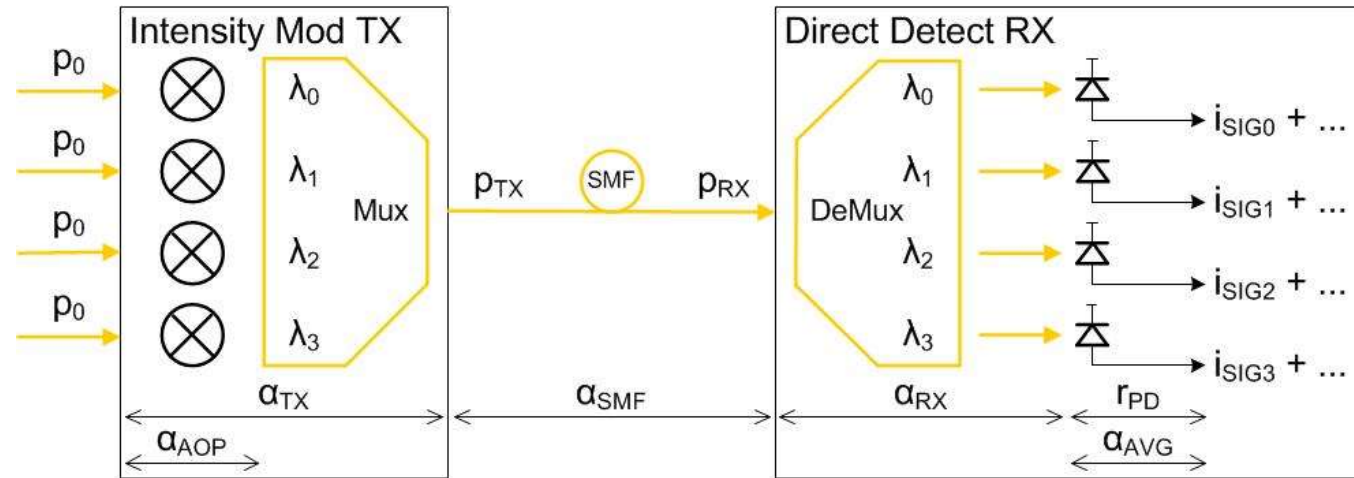
# Outline

- Transport
  - Chromatic Dispersion
  - Polarization Mode Dispersion
  - Insertion Loss
  - Spectral Efficiency
- Datacenter
  - Chromatic Dispersion
  - Polarization Mode Dispersion
  - Insertion Loss
  - Spectral Efficiency
- Summary

## ➤ **Appendix: IMDD vs Coherent SNR**



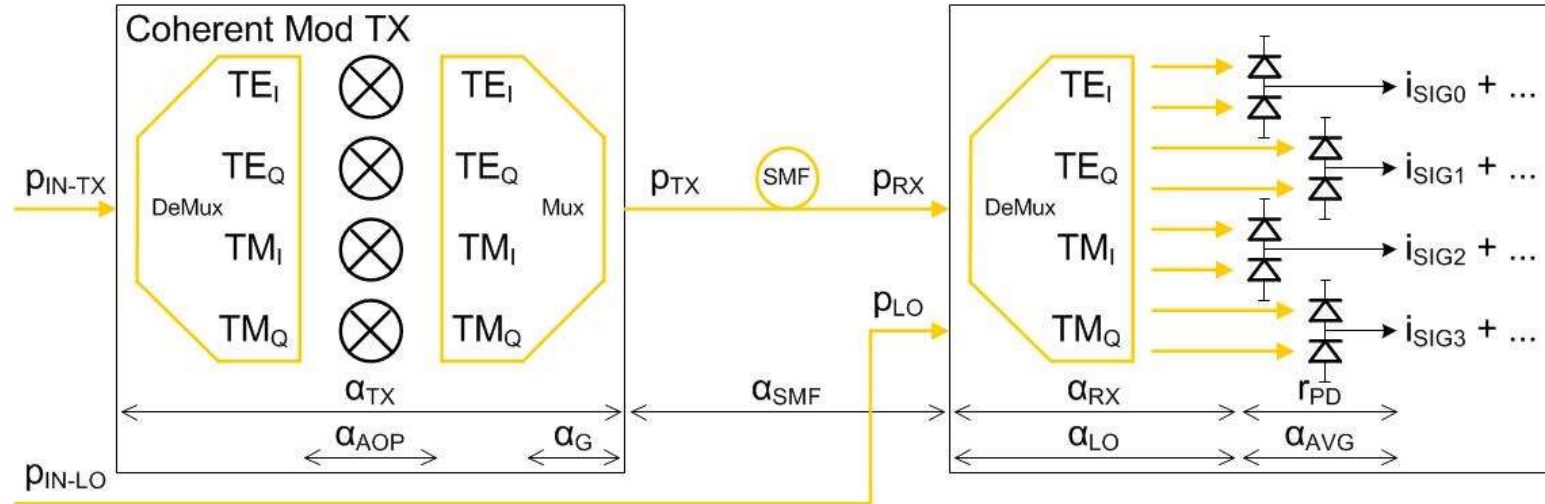
# Direct Detection (DD) IL Signal Path



$$\begin{aligned}
 p_{\text{IN-TX}} &= 4 p_0 & p_{\text{RX}} &= \alpha_{\text{SMF}} p_{\text{TX}} \\
 p_{\text{TX}} &= \alpha_{\text{TX}} \alpha_{\text{AOP}} p_{\text{IN-TX}} & p_{\text{PD}} &= \alpha_{\text{RX}} p_{\text{RX}} / 4 \\
 i_{\text{SIG}} &= \alpha_{\text{AVG}} r_{\text{PD}} p_{\text{PD}} & i_{\text{N}} &= \alpha_{\text{N}} i_0 \sqrt{\text{BW}} \\
 \sqrt{\text{snr}} &= \alpha_{\text{AVG}} \alpha_{\text{RX}} \alpha_{\text{SMF}} \alpha_{\text{TX}} \alpha_{\text{AOP}} r_{\text{PD}} p_0 / (\alpha_{\text{N}} i_0 \sqrt{\text{BW}})
 \end{aligned}$$

C. Cole, "Inside the Datacenter is not yet a Nail for the Coherent Hammer", WS05, Data Centers 1, Session 1, ECOC 2018, Rome, Italy, 23 Sep. 2018, and subsequent OFC and ECOC presentations.

# Coherent (CH) IL Signal Path



$$p_{IN-TX} = 4 \alpha_{LS} \alpha_{TEC} p_0$$

$$p_{RX} = \alpha_{SMF} \alpha_{TX}$$

$$p_{TX} = \alpha_G \alpha_{TX} \alpha_{AOP} p_{IN-TX}$$

$$p_{PD-RX} = \alpha_{RX} p_{RX} / 4$$

$$p_{IN-LO} = 4 (1 - \alpha_{LS}) \alpha_{TEC} p_0$$

$$p_{LO} = p_{IN-LO}$$

$$p_{PD-LO} = \alpha_{LO} p_{LO} / 4$$

$$i_{SIG} = \alpha_{AVG} r_{PD} 2 \sqrt{(p_{PD-RX} p_{PD-LO})} i_N = \alpha_N i_0 \sqrt{BW}$$

$$\sqrt{snr} = \alpha_{AVG} \alpha_{RX} \sqrt{(\alpha_{SMF} \alpha_G \alpha_{TX} \alpha_{AOP}) \alpha_{TEC} r_{PD} p_0 / (\alpha_N i_0 \sqrt{BW})}$$

$$\text{Optical } \Delta\text{SNR}_{\text{DD-CH}} = \text{SNR}_{\text{DD}} - \text{SNR}_{\text{CH}} \text{ dB}$$

A  $\triangleq$  loss in optical -dB

$$A = -10\log_{10}(\alpha)$$

$$\Delta\text{SNR}_{\text{DD-CH}} = \text{SNR}_{\text{DD}} - \text{SNR}_{\text{CH}} = 10\log_{10}(\text{snr}_{\text{DD}} / \text{snr}_{\text{CH}})$$

$$\begin{aligned} \Delta\text{SNR}_{\text{DD-CH}} / 2 = & - (A_{\text{AOP-DD}} + A_{\text{TX-DD}} + A_{\text{SMF}}) \\ & + (A_{\text{AOP-CH}} + A_{\text{TX-CH}} + A_{\text{G}} + A_{\text{SMF}}) / 2 + A_{\text{TEC}} \\ & - (A_{\text{AVG-DD}} + A_{\text{RX-DD}} - A_{\text{N-DD}}) \\ & + (A_{\text{AVG-CH}} + A_{\text{RX-CH}} - A_{\text{N-CH}}) \end{aligned}$$

$$A_{\text{TXT-DD}} = A_{\text{AOP-DD}} + A_{\text{TX-DD}}$$

$$A_{\text{RXT-DD}} = A_{\text{AVG-DD}} + A_{\text{RX-DD}} - A_{\text{N-DD}}$$

$$A_{\text{TXT-CH}} = A_{\text{AOP-CH}} + A_{\text{TX-CH}} + A_{\text{G}} + 2A_{\text{TEC}} \quad A_{\text{RXT-CH}} = A_{\text{AVG-CH}} + A_{\text{RX-CH}} - A_{\text{N-CH}}$$

$$\Delta\text{SNR}_{\text{DD-CH}} = (A_{\text{TXT-CH}} + A_{\text{SMF}} + 2A_{\text{RXT-CH}}) - 2(A_{\text{TXT-DD}} + A_{\text{SMF}} + A_{\text{RXT-DD}})$$

# Optical $\Delta\text{SNR}_{\text{DD-CH}}$ dB Comparison

- Example: Equal total input AOP from laser source (TEC ignored):

$$\Delta\text{SNR}_{\text{DD-CH}} = (A_{\text{TXT-CH}} + A_{\text{SMF}}) - 2(A_{\text{TXT-DD}} + A_{\text{SMF}}) + 2(A_{\text{RXT-CH}} - A_{\text{RXT-DD}})$$

ex.	Link reach only	or 2km reach w/ optical switch loss	Link loss	TX & RX Total loss				$\Delta\text{SNR}_{\text{DD-CH}}$	unit
			$A_{\text{SMF}}$	$A_{\text{TXT-DD}}$	$A_{\text{TXT-CH}}$	$A_{\text{RXT-DD}}$	$A_{\text{RXT-CH}}$		
1	2km	0	4	5	17	2	4	7	dB
2	20km	7	11					0	
3	40km	14	18					-7	

# Coherent is a Hammer Contorting the Datacenter into a Nail

Thank you

